



The Patient Care Sign

Selection Guide

Easy | Informative | Attractive | Customizable





Hinged Door PCS with tactile room number and braille on door.

The Patient Care Sign allows you to quickly and easily identify critical patient condition information.



Standard Patient Care Sign
Sign Configuration Sampling
(Other Configurations Available Online)



S8 PCS
8 Icon Tabs
No Header

Hinged Door
8.5032"w x 9.695"h
11.9216"w with tabs in use



S10 PCS
10 Icon Tabs
No Header

Hinged Door
8.5032"w x 11.895"h
11.9216"w with tabs in use



S12 PCS
12 Icon Tabs
No Header

Hinged Door
8.5032"w x 14.095"h
11.9216"w with tabs in use

The Patient Care Sign

Improving the effectiveness of communication among care givers.

The Patient Care Sign (PCS) communicates critical patient information to the next doctor, nurse, or clinician. Easily lock and unlock colorful information tabs as needed, using the "push and slide" system concealed behind a door panel. Clients can choose a hinged door option in the Standard or SlimLine Series to alleviate space issues.

This revolutionary product combines room identification, critical information, tamper-proof locking tabs and custom Infectious Disease Control Inserts in one system. Our PCS signs are also available with chart holders and writing surfaces for additional communication options.

The Patient Care Sign (PCS) is compliant with both ADA (Americans with Disabilities Act), as well as, HIPAA (Health Insurance Portability and Accountability Act). This unique product is fully customizable to meet the requirements of your facility, department, or unit.

Medical errors cost hospitals over 5 billion dollars each year. Over two million HAI's are contracted in hospitals each year.



S8 PCS
8 Icon Tabs
with Header

Hinged Door
8.5032"w x 12.32"h
11.9216"w with tabs in use



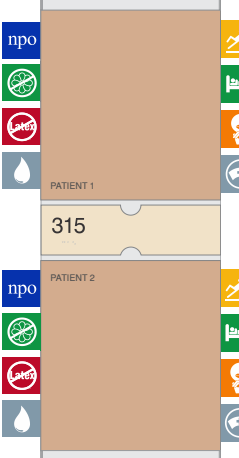
S10 PCS
10 Icon Tabs
with Header

Hinged Door
8.5032"w x 14.52"h
11.9216"w with tabs in use



S12 PCS
12 Icon Tabs
with Header

Hinged Door
8.5032"w x 16.72"h
11.9216"w with tabs in use



DP16 Dual Occupancy PCS
16 Icon Tabs
with Header

Hinged Door
8.5032"w x 22.265"h
11.9216"w with tabs in use

Custom designs and combinations are also available.

Make the most of the space you have.

Introducing, the SlimLine PCS.

The SlimLine PCS was created for situations where there is not enough wall space for the Standard PCS. It can be easily installed outside the patient room door or inside the room next to the patient communication board.

The Slimline PCS can have icons on either the left or right side, and like our other products, is fully customizable.



SlimLine Patient Care Sign


Sign Configuration Sampling

(Other Configurations Available Online)



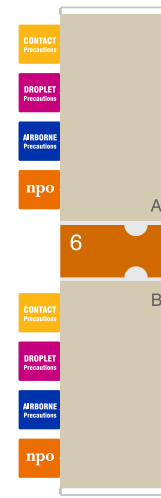
**SlimLine PCS
4 Icon Tabs
No Header**

Hinged Door
4.6094" w x 9.695" h
6.2567" w with tabs in use
Specify Left or Right Tabs



**SlimLine PCS
4 Icon Tabs
with Header**

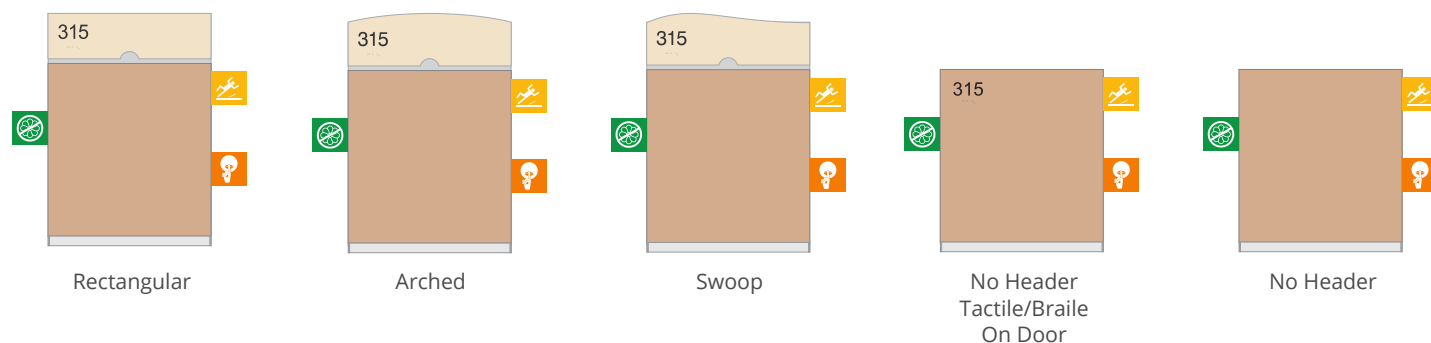
Hinged Door
4.6094" w x 12.32" h
6.2567" w with tabs in use
Specify Left or Right Tabs



**Dual Occupancy
SlimLine PCS
8 Icon Tabs
with Header**

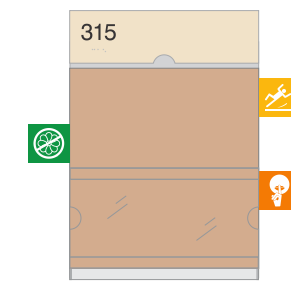
Hinged Door
4.6094" w x 22.265" h
6.2567" w with tabs in use
Specify Left or Right Tabs

Header Styles



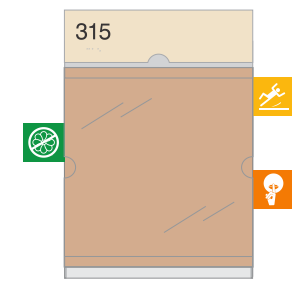
Custom designs and combinations are also available.

PCS Sign Accessories



**Acrylic Insert Window
Standard**

8.375" h x 4.5" w
Custom sizes available.



**Acrylic Insert Window
Full Door**

8.375" h x 7" w
Custom sizes available.



**Infectious Disease
Control Inserts
Standard**

8.25" w x 3.875" h
Custom sizes & design available.



**Infectious Disease
Control Inserts
Full Door**

8.25" w x 8.5" h
Custom sizes & design available.



Room Number & Braille

Standard Colors: Black, White
Braille matches header color
unless specified.



Staff Education Sheet

8.5" w x 11" h
PCS overview
Custom sizes available.
QR codes for easy access.



Porcelain Whiteboard

Mounts on door.
Custom sizes available.



Lanyard Card

5.5" w x 3.5" h
To be placed in lanyard.
Lanyards can be ordered
in addition.

Patient Care Board



Custom Patient Care Board shown with dry erase communication board, 10 tab PCS, and large precautionary inserts.

Our Patient Care Board is a customizable solution to display critical information inside your patient's room within easy view of the patient, their family, and all medical staff. We offer various combinations with or without our Patient Care Sign for you to build a complete patient communication center.



Patient Care Board

- Choose up to 12 icons
- Fully customizable header, pain scale, and writing surface
- Dry Erase Patient Information Area
- Popular version is SlimLine

28" w x 28" h
(Other Configurations Available)

Customize your patient condition icons.

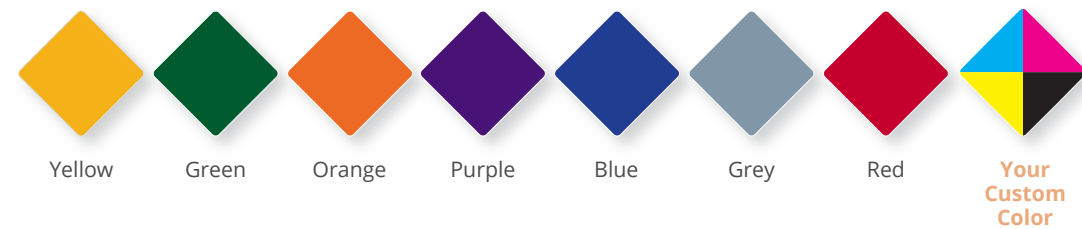


We can customize the color for any icon or create new symbols to meet your facilities' needs.

Standard Symbols (Hinged: (1.7712" w x 1.8" h))



Standard Icon Colors



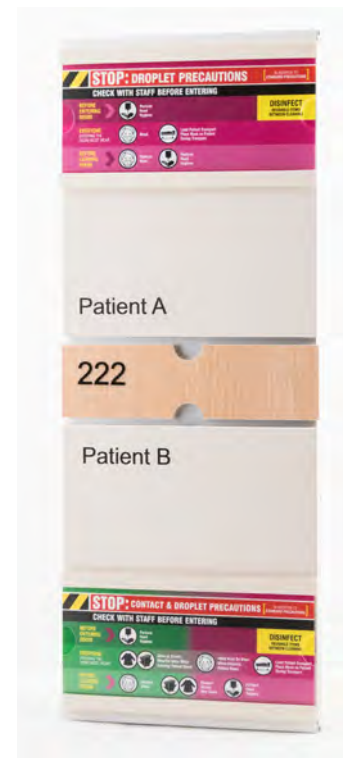
1. Fall Risk
2. Nothing By Mouth
3. Immuno Compromise
4. Droplet Isolation
5. Not Allowed To Ambulate
6. Contact Isolation
7. Deceased
8. Pain Assessment
9. Patient At Test
10. Dizziness
11. Elopement
12. Latex Allergies
13. Physician Consult
14. Patient Code
15. Patient Code
16. Patient Code
17. Patient Code
18. Special Precautions
19. See Nurse
20. See Nurse Before Entering
21. Special Communication Needs
22. Seizure Precautions
23. Mother With Child
24. Calorie Count
25. I&O
26. Strict I&O
27. Hearing Impaired
28. Sight Impaired
29. No Venipuncture In Right Arm
30. No Venipuncture In Left Arm
31. Daily Weight's
32. Fluid Restrictions
33. Swallowing Precautions
34. Quiet Please!
35. Caution Oxygen
36. Special Output Sampling
37. Neutropenic Precautions
38. Transplant Precautions
39. Transfusion Protocol
40. Allergy Precautions
41. Please Keep Door Closed
42. Wash Hands Before Entering
43. 24 Hour Specimen
44. Children Present
45. Plant Allergy Precaution
46. Food Allergy Precaution
47. Patient With Family
48. Patient With Pastor
49. Patient Eating
50. Aphasic
51. Aspiration Precautions
52. Bereavement
53. Pre-Term Infant
54. Do Not Resuscitate
55. Chair Alarm
56. Physician
57. Bloodwork
58. Consent
59. Injection
60. MRSA Infection
61. Labs Pending
62. Patient Demise
63. Biohazard
64. Chemotherapy
65. Aggression
66. Nurse to Remove Tray
67. Epidural
68. No Bottle
69. Shhhh, Quiet Please

(Custom icon graphics available)

Header Finishes



Door Finishes



Dual Occupancy PCS with Inserts



S10 PCS with Hinged Door with Custom Headers and Icons



S8 PCS with Custom Designed Inserts

Customize your PCS Sign.

Customize your Patient Care Sign to coordinate with any architectural element or decor in your facility. By applying color, materials, brand and images, we can achieve the look you want.



SlimLine 4 PCS with Custom Header, Windows and Icons



Custom Designed Infectious Disease Control Inserts

Leading the Way in Healthcare Communication



Headquarters

425 North 3rd Street
Reading, PA 19601
800.360.SIGN
sales@lhsigns.com

www.lhsigns.com

Follow us    

The Patient Care Sign is protected from unlawful duplication and imitation under U.S. Patent Laws. U.S. Patent No's. US8,127,478,B2, D620052, US8484872 & US8127478 Nov. 13, 2013.